PARTS

(1) Hardware



(2) Graphic printing fabric banner



STEP 01

To connect the poles according to the labellings



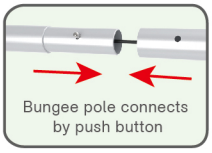



STEP 02

Connect the long poles by using corner pieces

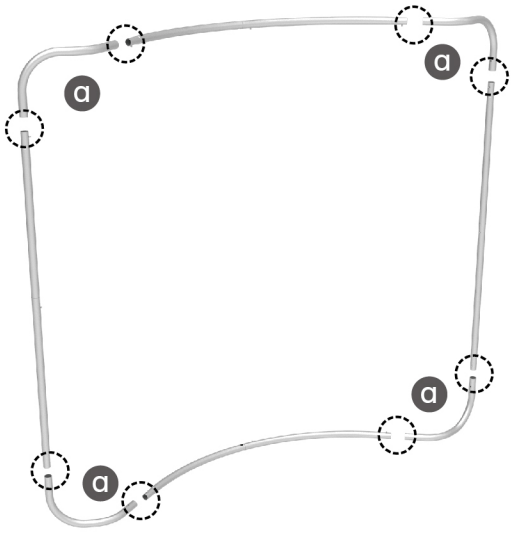





PARTS

STEP 03

To insert the middle upright pole in position

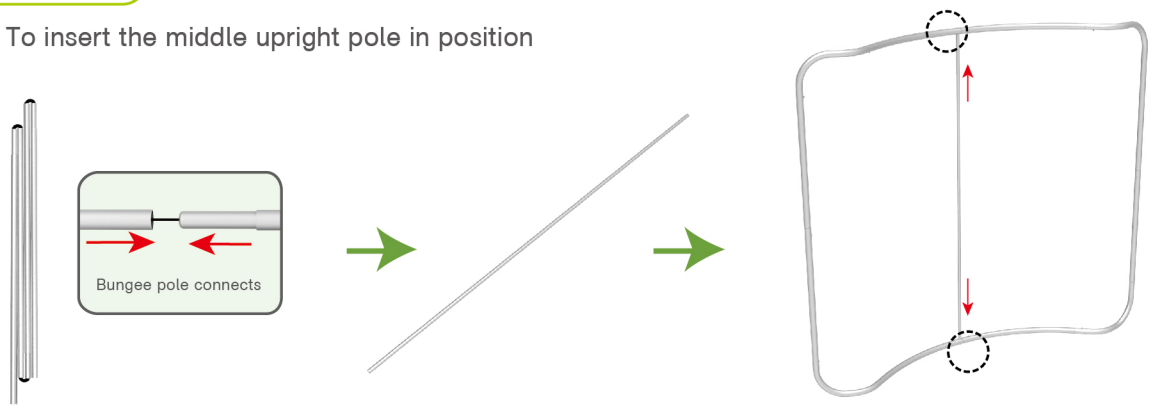

STEP 04

To slide the fabric banner on the frame from top and zip up at bottom



PARTS

(1) Hardware



(2) Graphic printing fabric banner



STEP 01

To connect the poles according to the labellings

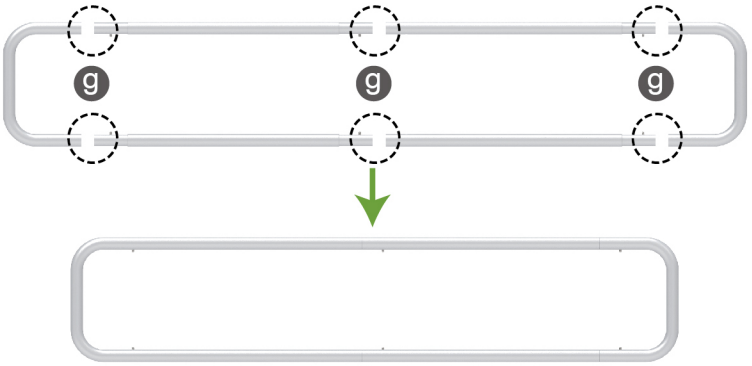



STEP 02

To slide the fabric banner on the frame from side and zip up at side







PARTS

Booth Set Assembly



(2) 2x 180 C Clip



X2

STEP 01

To use C clip to install the header at top of the backwall



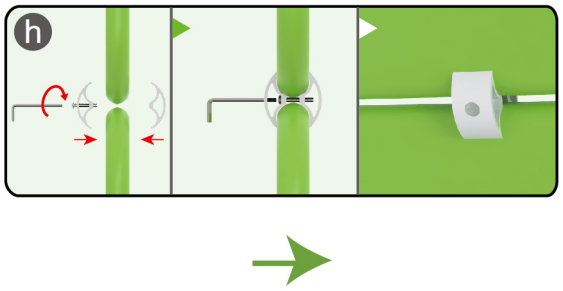



STEP 02

Install LED light

